

# TINPLATE TRADITIONS®

By MTH Electric Trains®

## Tinplate Traditions® Number 55 Airplane & Number 49 Airport Set Operating Instructions



Thank you for purchasing the TINPLATE TRADITIONS® No. 55 Airplane and No. 49 Airport Set. This Tinplate model combines the designs of yesteryear with the quality and craftsmanship of today's M.T.H. products.

This limited reproduction comes complete with a No. 49 Airport colorful display base, No. 55 Airplane, fully assembled Pylon with built-in power supply, and dual-joystick Flight Controller.

**READ BEFORE USE AND SAVE**

**Table of Contents:**

**Set Up Checklist.....3**

**Getting Started.....4**

    Assembling the Airplane & Airport Set.....4

    Connecting to a Power Source.....6

**Basic Operation.....6**

**Sevice and Warranty Information.....8**


**Authorized Service Centers.....9**



## Getting Started

1. Place one metal runway over the Control Box wire casing, and the other runway over the power cord.

2. Insert Pivot Arm into airplane.



3. Attach C-Clip to arm at airplane nose. Push propeller onto shaft.



4. Lubricate the Pivot Arm joints. Apply a few drops of household oil.

5. Verify that the Pivot Arm Spring on top of the Pylon is adjusted properly to keep the plane balanced during operation:

- Lift the Pivot Arm horizontal to the airport mat and release.
- If the plane falls to the airport mat in a smooth, continuous motion around the Pylon, then the spring is adjusted properly.
- If the Pivot Arm stays horizontal or the plane drops down quickly with a rapid diving motion, then the spring is either too tight or too loose, respectively.

***To adjust the Pivot Arm Spring, turn the nut above the spring:***

- counter-clockwise to loosen (plane will drop faster)
- clockwise to tighten (plane will drop slower)



6. Connect Control Box wires to Pylon:

- connect center cable and secure with small brass nut.
- connect outer cables and secure with large brass nut.
- **IMPORTANT:** Keep control cables straight during operation.



7. When the plane is aloft it should be in a horizontal position. If the plane is not positioned properly, first adjust the position of the plane on the arm to correct.

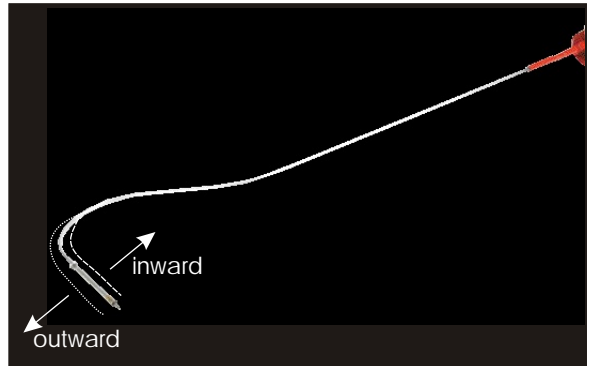
**DO NOT** bend the pivot arm except when absolutely necessary to correct balance of airplane when aloft:

- If plane nose points downward, then pivot arm may be adjusted slightly outward to raise the nose.
- If plane nose points upward, then pivot arm may be adjusted slightly inward to lower the nose.



Bend the pivot arm only from the middle of the curved section; never bend from any other point.

**IMPORTANT:** Make small adjustments to the pivot arm until desired plane position is achieved. Repeated adjustments in both directions may adversely affect shape of pivot arm, decreasing performance of the unit.



## Connect to a Power Source



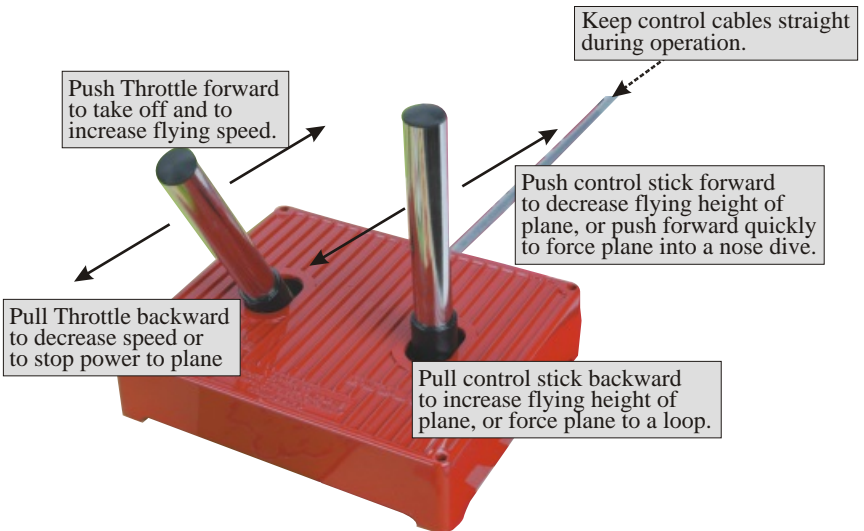
### Connect wiring to a transformer power supply:

- One wire to red or “hot” transformer output
- The other wire to black or “common” transformer output

Polarity of the wires does not matter

## Basic Operation

Minimum operating voltage is approximately 14V. More voltage may be applied to increase the flying height and speed and to allow for maneuvering of the airplane.



Speed and height of plane in flight are managed by operation of the Throttle and Control Stick on the Airplane's Control Box:

### **Take-Off & Landing**

- Push Throttle forward to give plane enough power for take-off, keeping Control Stick in vertical position. If plane is properly balanced, it will reach and fly at a steady height without significant manipulation of the Control Stick.
- Pull back on Throttle toward vertical (neutral) position to decrease plane speed for a gradual landing, or quickly return Throttle to vertical position and release to cut off power to plane for immediate grounding. (Speed and height at time of release will determine whether the plane makes a smooth or crash landing.)

### **In-Flight Maneuvering**

- To increase flying height of plane, pull Control Stick back until desired height is reached. It may be necessary to also push Throttle forward at the same time to increase speed and maintain new height.
- To decrease flying height of plane, push Control Stick forward until desired height is reached. It may be necessary to also pull Throttle backward at the same time to decrease speed and maintain new height.
- To force plane into a loop, push Throttle fully forward while pulling Control Stick back until plane reaches sufficient height. Just before plane exits final loop, return Control Stick to vertical (neutral) position to return to a level flying height. It may be necessary to also pull Throttle backward at the same time to decrease speed and maintain new height.

# Service & Warranty Information

## How to Get Service Under the Terms of the Limited One-Year Warranty

When you suspect an item is defective, please check the operator's manual for standard operation and trouble-shooting techniques that may correct the problem. Additional information may be found on the M.T.H. Website. Should you still require service, follow the instructions below to obtain warranty service.

First, e-mail, write, call or fax a M.T.H. Authorized Service Center (ASC) in your area to obtain Repair Authorization. You can find the list of ASCs on the M.T.H. Website, [www.mth-railking.com](http://www.mth-railking.com). Authorized Service Centers are required to make warranty repairs on items sold *only* from that store; all other repairs may-- or may not be done at the store's own discretion. If you did not purchase the item directly from the ASC, you will need to select a National Authorized Service Center (NASC). These centers are compensated by M.T.H. to perform warranty service for any customer whose repair qualifies for warranty service. A list of NASC retailers can be located on the M.T.H. Website or by calling 1-888-640-3700. Should the warranty no longer apply, you may choose either an ASC or NASC retailer to service your M.T.H. Product. A reasonable service fee will be charged.

**CAUTION:** Make sure the product is packed in its original factory packaging including its foam and plastic wrapping material to prevent damage to the merchandise. There is no need to return the entire set if only one of the components is in need of repair *unless otherwise instructed by the Service Center. **The shipment must be prepaid and we recommend that it be insured. A cover letter including your name, address, daytime phone number, e-mail address (if available), Return Authorization number (if required by the service center, a copy of your sales receipt and a full description of the problem must be included to facilitate the repairs. Please include the description regardless of whether you discussed the problem with a service technician when contacting the Service Center for your Return Authorization.***

Please make sure you have followed the instructions carefully before returning any merchandise for service. Authorized M.T.H. Service Centers are independently owned and operated and are not agents or representatives of M.T.H. Electric Trains. M.T.H. assumes no responsibility, financial or otherwise, for material left in their possession, or work done, by privately owned M.T.H. Authorized Service Centers.

If you need assistance at any time email MTH Service at [service@mth-railking.com](mailto:service@mth-railking.com), or call 410 381-2580.

## Limited One-Year Warranty

**All M.T.H. products purchased from an Authorized M.T.H. Train Merchant are covered by this warranty.**

See our website at [www.mth-railking.com](http://www.mth-railking.com) or call 1-888-640-3700 to identify an Authorized M.T.H. Train Merchant near you.

M.T.H. products are warranted for one year from the date of purchase against defects in material or workmanship, excluding wear items such as light bulbs, pick-up rollers, batteries, smoke unit wicks, and traction tires. We will repair or replace (at our option) the defective part without charge for the parts or labor, if the item is returned to an M.T.H. Authorized Service Center (ASC) or M.T.H. National Authorized Service Center (NASC) within one year of the original date of purchase. This warranty does not cover damages caused by improper care, handling, or use. Transportation costs incurred by the customer are not covered under this warranty.

Items sent for repair must be accompanied by a return authorization number, a description of the problem, and a **copy of the original sales receipt from an Authorized M.T.H. Train Merchant**, which gives the date of purchase. If you are sending this product to an Authorized Service Center, contact that Center for their return authorization.

This warranty gives you specific legal rights, and you may have other rights that vary from state to state. Specific questions regarding the warranty may be forwarded to M.T.H. directly.





# AUTHORIZED SERVICE CENTER

7020 Columbia Gateway Dr. - Columbia, MD 21046

Information: 410-381-2580 Fax: 410-381-6122

www.mth-railking.com

## PARTICIPATING N.A.S.C. RETAILER LIST

### CANADA

TOY TRAIN WORKSHOP  
CUMBERLAND  
613-833-8331

THE TRAIN ROOM  
FERGUS  
519-787-3280

### CALIFORNIA

TIN PLATE JUNCTION  
OAKLAND  
510-444-4780

### COLORADO

MIZELL TRAINS INC  
WESTMINSTER  
303-429-4811

### CONNECTICUT

NEW ENGLAND HOBBY  
SUPPLY  
MANCHESTER  
860-646-0610

### FLORIDA

ROUNDHOUSE SOUTH  
PORT ORANGE  
386-304-7002

### MARYLAND

PLAZA HOBBY  
CUMBERLAND  
301-729-6424

ENGINE HOUSE HOBBIES  
GAITHERSBURG  
301-590-0816

CATOCTIN MOUNTAIN TRAINS  
& HOBBIES  
THURMONT  
301-694-8331

### MICHIGAN

MICHIGAN MODEL TRAIN  
CENTER  
PINCKNEY  
734-426-1651

BRASSEUR ELECTRIC TRAINS  
INC.  
SAGINAW  
989-793-4753

### NEW HAMPSHIRE

TREASURED TOYS  
SALEM  
603-898-7224

### NEW YORK

AURORA RAILS & HOBBIES  
EAST AURORA  
716-652-5718

### OHIO

DAVIS ELECTRONICS  
MILFORD  
513-831-6425

RICK'S TOY TRAINS  
TOLEDO  
419-478-0171

### PENNSYLVANIA

BUSSINGER TRAINS  
AMBLER  
215-628-2366

FAIRCHANCE PHARMACY  
FAIRCHANCE  
724-564-7817

TOBY TYLER'S HOBBY  
CENTER  
PITTSBURGH  
412-653-5030

### VIRGINIA

LOCUST GROVE TRAINS  
LOCUST GROVE  
540-854-8955

DAVIS HOBBY SUPPLIES  
PORTSMOUTH  
757-397-1983

T S G HOBBIES  
WARRENTON  
540-347-9212

### WISCONSIN

SOMMERFELD'S TRAINS  
BUTLER  
262-783-7797

GRAMPA'S TRAIN SHOP  
RICE LAKE  
715-234-2996



# AUTHORIZED SERVICE CENTER

7020 Columbia Gateway Dr. - Columbia, MD 21046

Information: 410-381-2580 Fax: 410-381-6122

www.mth-railking.com

## PARTICIPATING A.S.C. RETAILER LIST

### CANADA

TOY TRAIN WORKSHOP  
CUMBERLAND  
613-833-8331

THE TRAIN ROOM  
ERGUS  
519-787-3280

CREDIT VALLEY RAILWAY  
COMPANY  
STREETSVILLE  
905-826-1306

B H TRAINS  
TERREBONNE  
450-492-0317

### ALABAMA

SOUTHERLAND STATION  
HUNTSVILLE  
256-533-4720

LIL' BOBBY'S HOBBIES  
MONTGOMERY  
334-277-1715

### ARIZONA

ARIZONA TRAIN DEPOT  
MESA  
480-833-9486

### CALIFORNIA

CENTRAL COAST TRAINS  
ATASCADERO  
805-466-1391

TRAIN SHACK  
BURBANK  
818-842-3330

ROUNDHOUSE  
NORTH HOLLYWOOD  
818-769-0403

DOLLHOUSES TRAINS & MORE  
NOVATO  
415-883-0388

TIN PLATE JUNCTION  
OAKLAND  
510-444-4780

RON'S WORLD  
SAN CLEMENTE  
949-361-5596

TRUCKS & TRAINS HOBBIES  
SANTA ROSA  
707-537-6586

### COLORADO

CUSTOM RAILWAY SUPPLY  
COLORADO SPRINGS  
719-634-4616

CABOOSE HOBBIES  
DENVER  
303-777-6766

MIZELL TRAINS  
WESTMINSTER  
303-429-4811

### CONNECTICUT

NEW ENGLAND HOBBY  
SUPPLY  
MANCHESTER  
860-646-0610

### FLORIDA

HOLLYWOOD STATION  
HOLLYWOOD  
954-921-2700

DEPOT HOBBY SHOP  
LAKE WORTH  
561-585-1982

READY TO ROLL  
MIAMI  
305-688-8868

FRANK'S TRAINS & HOBBIES  
OLDSMAR  
813-855-1041

COLONIAL PHOTO & HOBBY  
ORLANDO  
407-841-1485

WARRICK CUSTOM HOBBIES  
PLANTATION  
954-370-0708

ROUNDHOUSE SOUTH  
PORT ORANGE  
386-304-7002

### ILLINOIS

BIKE & CHOO CHOO  
CONNECTION  
SCHAUMBURG  
847-882-7728

### INDIANA

Y. O. R. K. TRAINS  
MUNSTER  
219-838-9999

SAMUELSON'S TRAIN SHOP  
VALPARAISO  
219-462-2708

### IOWA

CABOOSE STOP HOBBIES  
CEDAR FALLS  
800-642-7012

### KENTUCKY

L&N TRAINS & THINGS  
LOUISVILLE  
502-897-9005

### LOUISIANA

AMERICA'S TRAIN YARD  
BATON ROUGE  
225-926-5592

**MAINE**

WHEELS, WINGS & THINGS  
LUDLOW  
207-532-6277

**MARYLAND**

PLAZA HOBBY  
CUMBERLAND  
301-729-6424

HOBBYTOWN U S A  
FREDERICK  
301-694-7395

ENGINE HOUSE HOBBIES  
GAITHERSBURG  
301-590-0816

J & B TRAINS  
HAGERSTOWN  
240-420-4930

THE TRAIN ROOM  
HAGERSTOWN  
301-745-6681

PURKEY'S TOY TRAINS  
SYKESVILLE  
410-549-6061

CATOCTIN MOUNTAIN TRAINS  
& HOBBIES  
THURMONT  
301-694-8331

**MASSACHUSETTS**

NORTHEAST TRAINS  
PEABODY  
978-532-1615

EAST BAY HOBBIES  
SEEKONK  
508-336-5573

**MICHIGAN**

MICHIGAN MODEL TRAIN  
CENTER  
PINCKNEY  
734-426-1651

BRASSEUR ELECTRIC TRAINS  
INC.  
SAGINAW  
989-793-4753

**MISSOURI**

SWITCH STAND  
SAINT LOUIS  
314-781-4458

MARK TWAIN HOBBY CENTER  
ST. LOUIS  
636-946-2816

**NEVADA**

RENO RAILS  
RENO  
775-337-6669

**NEW HAMPSHIRE**

RAILROAD SPECIALTIES  
NASHUA  
603-801-0801

**TREASURED TOYS**

SALEM  
603-898-7224

**NEW JERSEY**

COUNTRY AND STUFF  
ANDOVER  
973-786-7086

COLUMBUS TRAIN STATION  
COLUMBUS  
609-518-1800

ATLANTIC RAILS  
HAMMONTON  
609-567-8490

GRAND CENTRAL STATION  
KEARNY  
201-955-6200

J & B TRAINS, INC.  
MAPLE SHADE  
856-414-0092

HOBBY SHOP  
MATAWAN  
732-583-0505

HOBBYMASTERS, INC  
RED BANK  
732-842-6020

RIDGEFIELD HOBBY  
RIDGEFIELD  
201-943-2636

TOM'S MODEL TRAINS  
SCOTCH PLAINS  
908-322-6122

TRAINS & THINGS  
TRENTON  
609-883-8790

COAST TRAINS AND  
COLLECTIBLES  
WALL  
732-556-9005

HOLLY BEACH TRAIN DEPOT  
WILDWOOD  
609-522-2379

**NEW YORK**

AURORA RAILS & HOBBIES  
EAST AURORA  
716-652-5718

NASSAU HOBBY CENTER, INC.  
FREEPORT  
516-378-9594

HOBBY WORLD  
MONTICELLO  
845-794-8770

CITY DEPOT, INC.  
NEW HAMPTON  
845-374-3010

SCAG'S ELECTRIC TRAINS  
STATEN ISLAND  
718-727-7373

**AMERICANA STORE**

TIVOLI  
845-757-4246

KROSS HARDWARE  
WEST BABYLON  
631-669-3069

**NORTH CAROLINA**

THE ROUNDHOUSE &  
BACKSHOP  
CARY  
919-465-0810

TRAINS LTD.  
CHARLOTTE  
704-566-9070

DRY BRIDGE STATION  
MOUNT AIRY  
336-786-9811

THE FREIGHT YARD  
SMITHFIELD  
919-934-6229

TRAIN LOFT  
WINSTON-SALEM  
336-760-9817

**OHIO**

GLEN'S TRAIN SHOP  
AKRON  
330-253-6527

E & S TRAINS  
AKRON  
330-745-0785

T & K HOBBY SHOP  
BRIDGEPORT  
740-633-6607

PARMA HOBBY  
CLEVELAND  
216-741-6440

SANDY'S HOBBY'S &  
COLLECTIBLES  
ELYRIA  
440-365-9999

HUDSON TOY, TRAIN &  
HOBBY  
HUDSON  
330-653-2997

CLEARVIEW TRAIN & HOBBY  
LORAIN  
440-277-4488

DIXIE UNION STATION  
MASON  
513-459-0460

DAVIS ELECTRONICS  
MILFORD  
513-831-6425

TRAINS-N- THINGS  
NORTH CANTON  
330-499-1666

GRAND PACIFIC JUNCTION  
OLMSTEAD FALLS  
440-235-4777

RICK'S TOY TRAINS  
TOLEDO  
419-478-0171

ERIE RAILWAY DEPOT  
TROY  
937-440-9972

**PENNSYLVANIA**  
AMERICAN HOBBY CENTER  
ALIQUIPPA  
724-378-3930

ALLENTOWN TOY TRAIN  
SERVICE  
ALLENTOWN  
610-821-0740

ON THE RIGHT TRACK  
ALTOONA  
814-942-4345

BUSSINGER TRAINS  
AMBLER  
215-628-2366

JIM'S HOBBY SERVICE  
BERWICK  
570-759-2695

YE OLDE TRAIN & CHRISTMAS  
SHOPPE  
BOYERTOWN  
610-369-0755

NICHOLAS SMITH  
BROOMALL  
610-353-8585

CHARLEROI SWEEPER  
CENTER  
CHARLEROI  
724-483-3397

CRANBERRY HOBBY DEPOT  
CRANBERRY TWP  
724-776-3640

FAIRCHANCE PHARMACY  
FAIRCHANCE  
724-564-7817

TOY TRAIN STATION  
FEASTERVILLE TREV  
215-322-5182

THE CABOOSE  
LEHIGHTON  
570-386-5352

HOBBY CITY  
MC MURRAY  
724-942-2557

THE STATION  
NEW CUMBERLAND  
717-774-7096

FRYER'S STORE  
ORWIGSBURG  
570-366-2258

CHESTNUT TOYBOX  
PHILADELPHIA  
215-545-0455

TOBY TYLER'S HOBBY  
CENTER  
PITTSBURGH  
412-653-5030

WILCOX GREENHOUSE &  
NURSERY  
TITUSVILLE  
814-827-3823

EASTERN DEPOT  
TROY  
570-297-1975

J&J RAILROAD CROSSING  
TURTLE CREEK  
412-824-6009

TRAINS R FUN  
LEESBURG  
703-779-8600

**SOUTH CAROLINA**  
EMERALD TRAIN & HOBBY  
GREENWOOD  
864-223-2247

**TENNESSEE**  
MODEL RAILROAD & HOBBY  
SHOP  
MEMPHIS  
901-384-6500

**TEXAS**  
HOBBY TIME  
AMARILLO  
806.352.9660

RIVERVIEW TRAINS  
ANGLETON  
979-848-3895

GREAT TRAINS & HOBBIES  
LONGVIEW  
903-757-2720

**VIRGINIA**  
LEESBURG HOBBIES  
LEESBURG  
703-779-8600

LOCUST GROVE TRAINS  
LOCUST GROVE  
540-854-8955

TRAIN DEPOT  
MANASSAS  
703-335-2216

CHESTERFIELD HOBBIES  
MIDLOTHIAN  
804-379-9091

DAVIS HOBBY SUPPLIES  
PORTSMOUTH  
757-397-1983

TOY TRAIN CENTER  
RICHMOND  
804-288-4475

NUTBUSH EXPRESS  
VICTORIA  
434-696-1902

T S G HOBBIES  
WARRENTON  
540-347-9212

NORGE STATION  
WILLIAMSBURG  
757-564-7623

**WASHINGTON**  
EASTSIDE TRAINS  
KIRKLAND  
425-828-4098

**WEST VIRGINIA**  
PATRICK'S TRAINS  
WHEELING  
304-232-0714

**WISCONSIN**  
WOODCRAFTERS SHOP  
BURLINGTON  
262-763-5239

SOMMERFELD'S TRAINS  
BUTLER  
262-783-7797

HOBBY OUTLET  
FOND DU LAC  
920-924-3770

G B T V & TRAINS  
GREEN BAY  
920-496-9697

GRAMPA'S TRAIN SHOP  
RICE LAKE  
715-234-2996

THE TRAIN STORE  
WAUKESHA  
262-650-6675